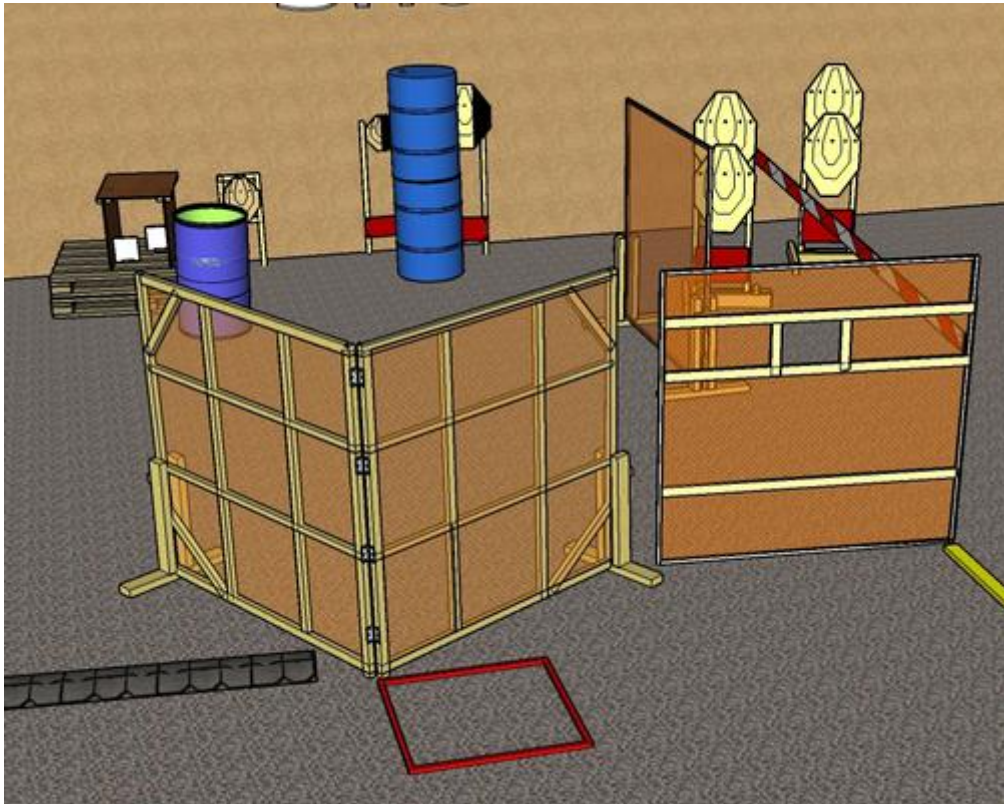


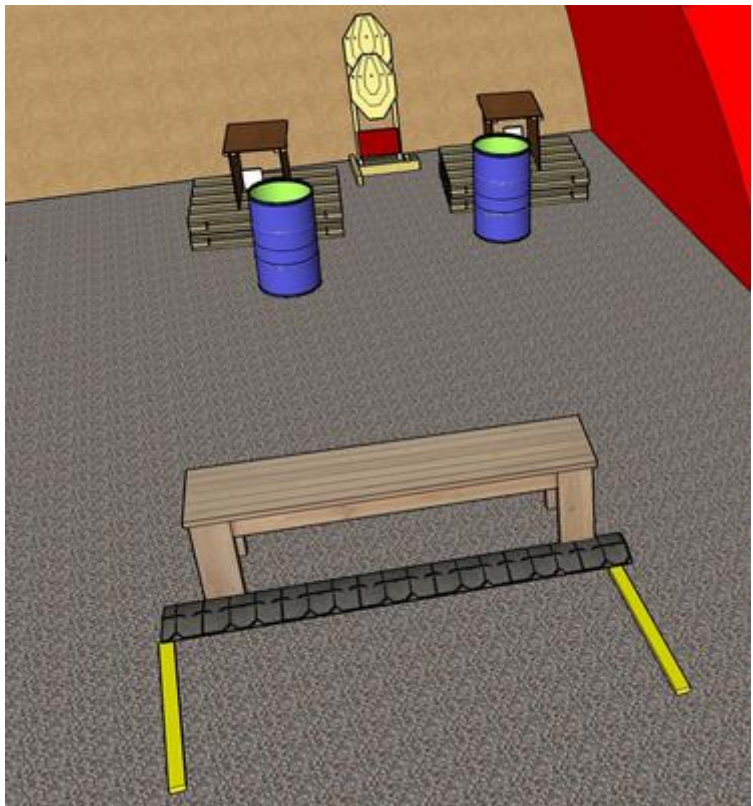
1. What the...



| | | | |
|---------|------------------------------------|------------|--------|
| CoF | Comstock - Medium | Points | 80 p |
| Targets | 7 paper, 2 plates, Total 9 targets | Min rounds | 16 |
| Firearm | Handgun | Match-% | 25.00% |

| | |
|-------------------------|---------------------------------------------------------------------------------------------------------------------------------------------------------------------------------------------------------------------|
| Procedure | On start signal engage all targets as they become visible within the demarcated area Red/white tape = walls extending up/down to infinity Tirethreads and wood on ground = faultline, faultline extends to infinity |
| Starting position | Gun loaded & holstered. Standing relaxed in BOX A facing downrange |
| Firearm ready condition | |
| Start on | Audible signal |
| Stop on | Last shot |
| Penalties | As per current edition of rules |
| Safety angles | Left: tape, end of building, right: 90deg when facing berm, vertical: top of berm + 2m |
| Setup notes | |

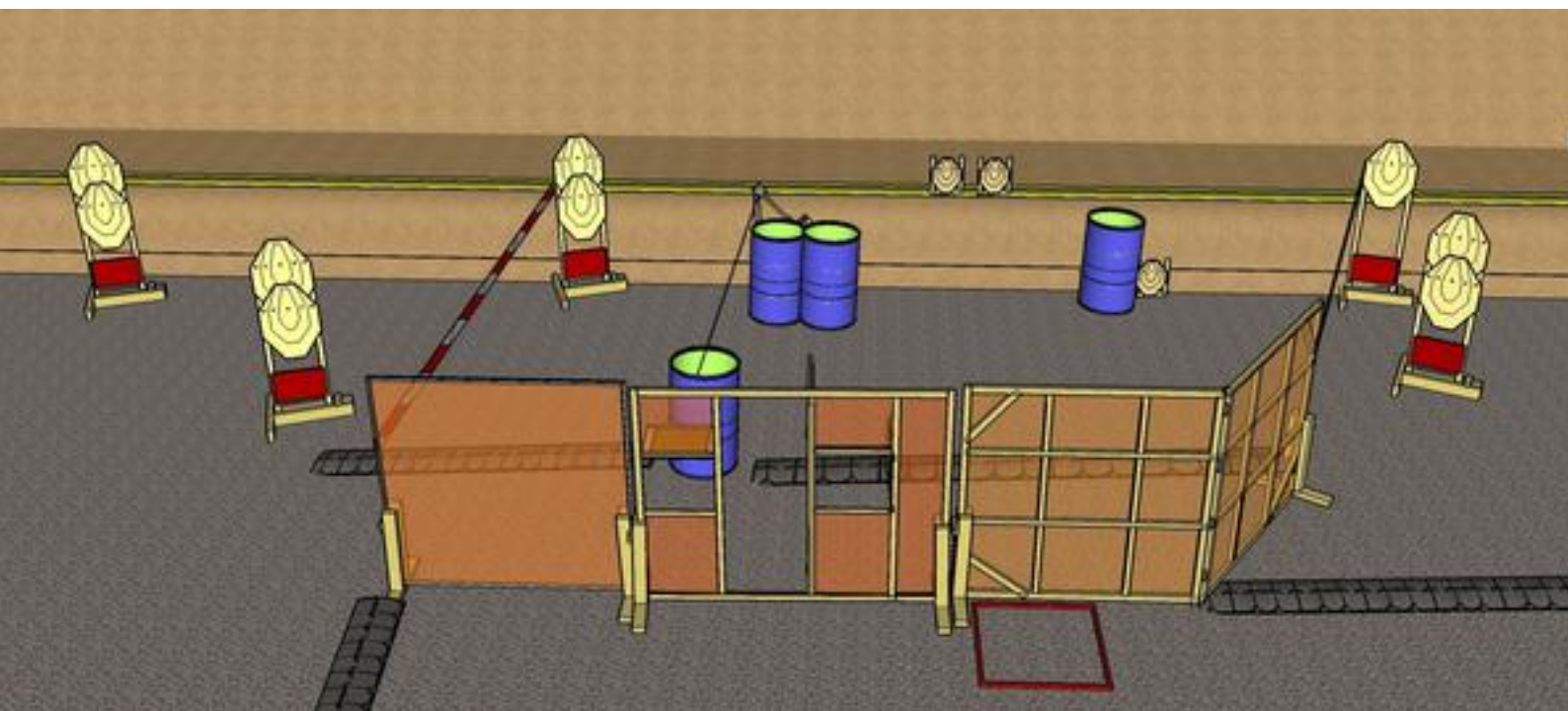
2. Heckin barrels



| | | | |
|---------|------------------------------------|------------|-------|
| CoF | Comstock - Short | Points | 30 p |
| Targets | 2 paper, 2 plates, Total 4 targets | Min rounds | 6 |
| Firearm | Handgun | Match-% | 9.38% |

| | |
|-------------------------|-------------------------------------------------------------------------------------------|
| Procedure | On start signal engage all targets as they become visible from behind table and faultline |
| Starting position | Gun loaded & holstered facing downrange, thighs touching center of table (marked) |
| Firearm ready condition | |
| Start on | Audible signal |
| Stop on | Last shot |
| Penalties | As per current edition of rules |
| Safety angles | Left: tape, end of building, right: 90deg when facing berm, vertical: top of berm + 2m |
| Setup notes | |

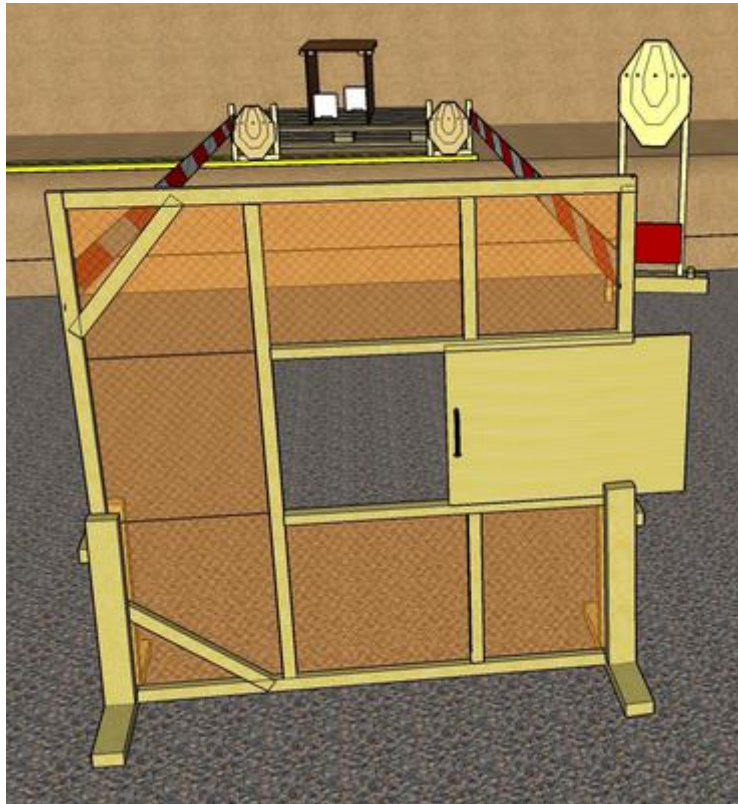
3. Oh shit, oh shit, oh shit



| | | | |
|---------|----------------------------------------|------------|--------|
| CoF | Comstock - Long | Points | 130 p |
| Targets | 13 paper, 3 no-shoot, Total 13 targets | Min rounds | 26 |
| Firearm | Handgun | Match-% | 40.62% |

| | |
|-------------------------|---------------------------------------------------------------------------------------------------------------------------------------------------------------------------------------------------|
| Procedure | On start signal engage all targets as they become visible within the demarcated area Red/white tape = walls extending up/down to infinity Tirethreads on ground = faultline extending to infinity |
| Starting position | Gun loaded & holstered. Standing relaxed in BOX A facing downrange |
| Firearm ready condition | |
| Start on | Audible signal |
| Stop on | Last shot |
| Penalties | As per current edition of rules |
| Safety angles | Left/right: 90deg when facing berm (careful with stage 2), vertical: top of berm (logs) |
| Setup notes | |

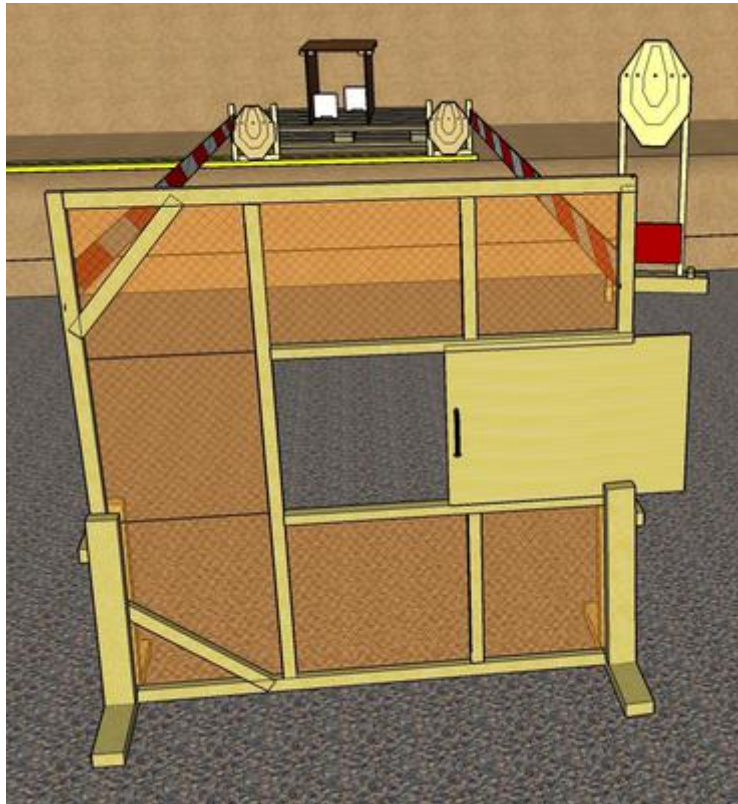
4. Open wide



| | | | |
|---------|------------------------------------|------------|--------|
| CoF | Comstock - Short | Points | 40 p |
| Targets | 3 paper, 2 plates, Total 5 targets | Min rounds | 8 |
| Firearm | Handgun | Match-% | 12.50% |

| | |
|-------------------------|-----------------------------------------------------------------------------------------|
| Procedure | On start signal engage all targets as they become visible within the demarcated area |
| Starting position | Gun loaded & holstered. Standing relaxed facing downrange |
| Firearm ready condition | |
| Start on | Audible signal |
| Stop on | Last shot |
| Penalties | As per current edition of rules |
| Safety angles | Left/right: 90deg when facing berm (careful with stage 2), vertical: top of berm (logs) |
| Setup notes | |

5. Careful when opening



| | | | |
|---------|------------------------------------|------------|--------|
| CoF | Comstock - Short | Points | 40 p |
| Targets | 3 paper, 2 plates, Total 5 targets | Min rounds | 8 |
| Firearm | Handgun | Match-% | 12.50% |

| | |
|-------------------------|------------------------------------------------------------------------------------------------------------------------------------------------------------------------------------------------------------------------------------------------|
| Procedure | On start signal engage all targets as they become visible within the demarcated area - WORST HAND ONLY ! Red/white tape = walls extending up/down to infinity. HOTRANGE with stage 6 - orders will be: Reload if neccessary Holster Move |
| Starting position | Gun loaded & holstered. Standing relaxed facing downrange |
| Firearm ready condition | |
| Start on | Audible signal |
| Stop on | Last shot |
| Penalties | As per current edition of rules |
| Safety angles | Left/right: 90deg when facing berm (careful with stage 2), vertical: top of berm (logs) |
| Setup notes | |