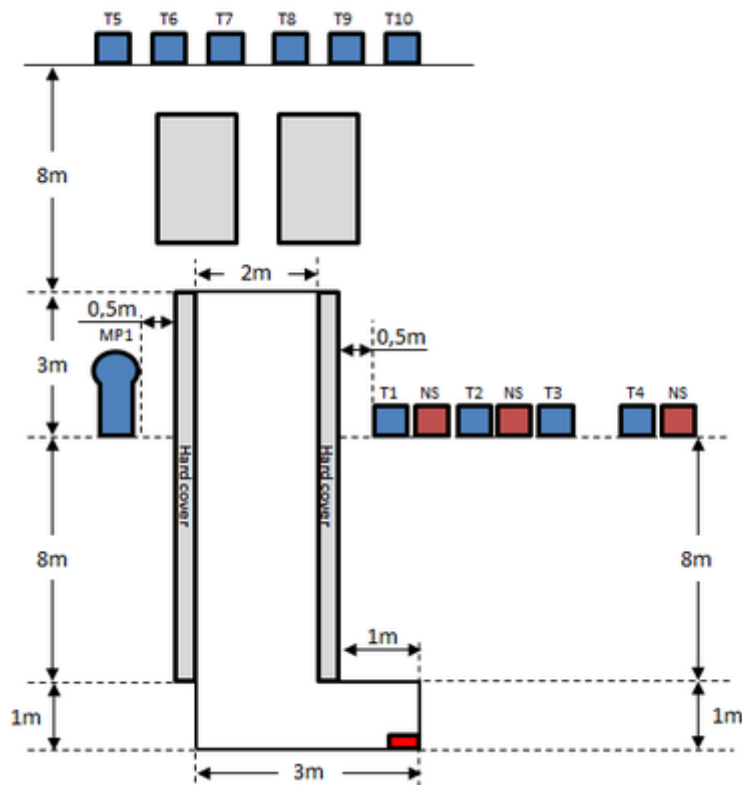


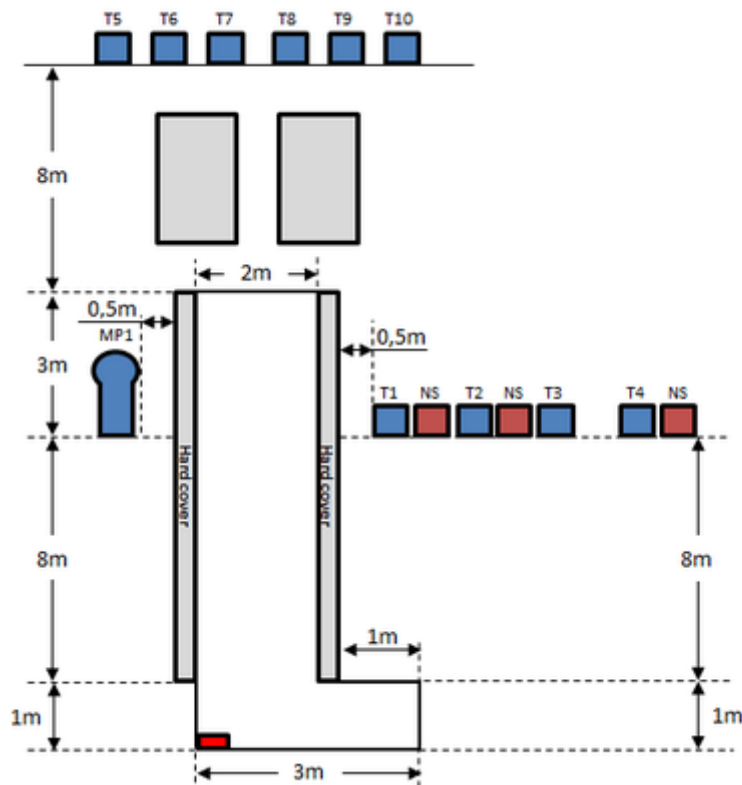
1. Hagelgevär September #1



| | | | |
|---------|---|------------|--------|
| CoF | Comstock - Medium | Points | 55 p |
| Targets | 1 popper, 10 plates, 3 no-shoot, Total 11 targets | Min rounds | 11 |
| Firearm | Shotgun | Match-% | 33.33% |

| | | | |
|-------------------------|--|--|--|
| Procedure | Loaded (Option 1). After the audible start signal engage. | | |
| Starting position | Standing upright, feet touching mark. | | |
| Firearm ready condition | | | |
| Start on | Audible signal | | |
| Stop on | Last shot | | |
| Penalties | As per current edition of rules | | |
| Safety angles | L/R | | |
| Setup notes | Walls are placed so that T5-T7 are only visible from top right corner and T8-T10 are only visible from top left corner. All targets are placed on 0-60cm from ground level, all targets must be on placed on the same height. Distance between IPSC Plates within an array are 30cm. Distance to the 3 No-Shoots is 5cm from T1, T3 and T4. All IPSC Plates and No-Shoots have the same size and have the maximum size of 20x20cm. All areas are maximum 1x1m. | | |

2. Hagelgevär September #2

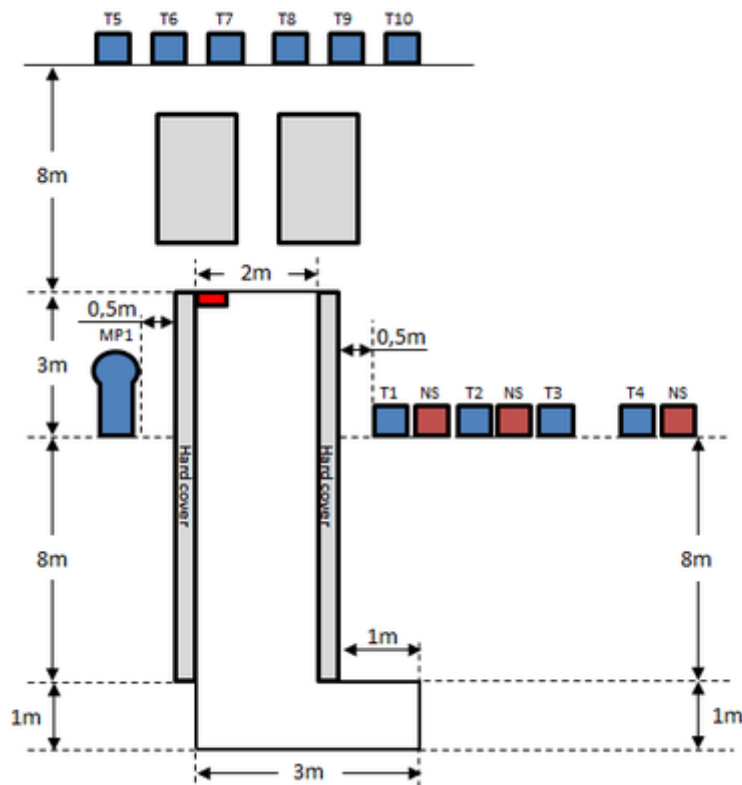


| | | | |
|---------|---|------------|--------|
| CoF | Comstock - Medium | Points | 55 p |
| Targets | 1 popper, 10 plates, 3 no-shoot, Total 11 targets | Min rounds | 11 |
| Firearm | Shotgun | Match-% | 33.33% |

| | |
|-------------------------|---|
| Procedure | Loaded (Option 1). After the audible start signal engage. |
| Starting position | Standing upright, feet touching mark. |
| Firearm ready condition | |
| Start on | Audible signal |
| Stop on | Last shot |
| Penalties | As per current edition of rules |
| Safety angles | L/R |
| Setup notes | Walls are placed so that T5-T7 are only visible from top right corner and T8-T10 are only visible from top left corner. All targets are placed on 0-60cm from ground level, all targets must be on placed on the same height. Distance between IPSC Plates within an array are 30cm. Distance to the 3 No-Shoots is 5cm from T1, T3 and T4. All IPSC Plates and No-Shoots have the same size and have the maximum size of 20x20cm. All areas are maximum 1x1m |

Shoot'n Score It <https://shootnscoreit.com> -- 2024-05-17 07:39

3. Hagelgevär September #3



| | | | |
|---------|---|------------|--------|
| CoF | Comstock - Medium | Points | 55 p |
| Targets | 1 popper, 10 plates, 3 no-shoot, Total 11 targets | Min rounds | 11 |
| Firearm | Shotgun | Match-% | 33.33% |

| | | | |
|-------------------------|--|--|--|
| Procedure | Loaded (Option 1). After the audible start signal engage. | | |
| Starting position | Standing upright, feet touching mark. | | |
| Firearm ready condition | | | |
| Start on | Audible signal | | |
| Stop on | Last shot | | |
| Penalties | As per current edition of rules | | |
| Safety angles | L/R | | |
| Setup notes | Walls are placed so that T5-T7 are only visible from top right corner and T8-T10 are only visible from top left corner. All targets are placed on 0-60cm from ground level, all targets must be on placed on the same height. Distance between IPSC Plates within an array are 30cm. Distance to the 3 No-Shoots is 5cm from T1, T3 and T4. All IPSC Plates and No-Shoots have the same size and have the maximum size of 20x20cm. All areas are maximum 1x1m. | | |