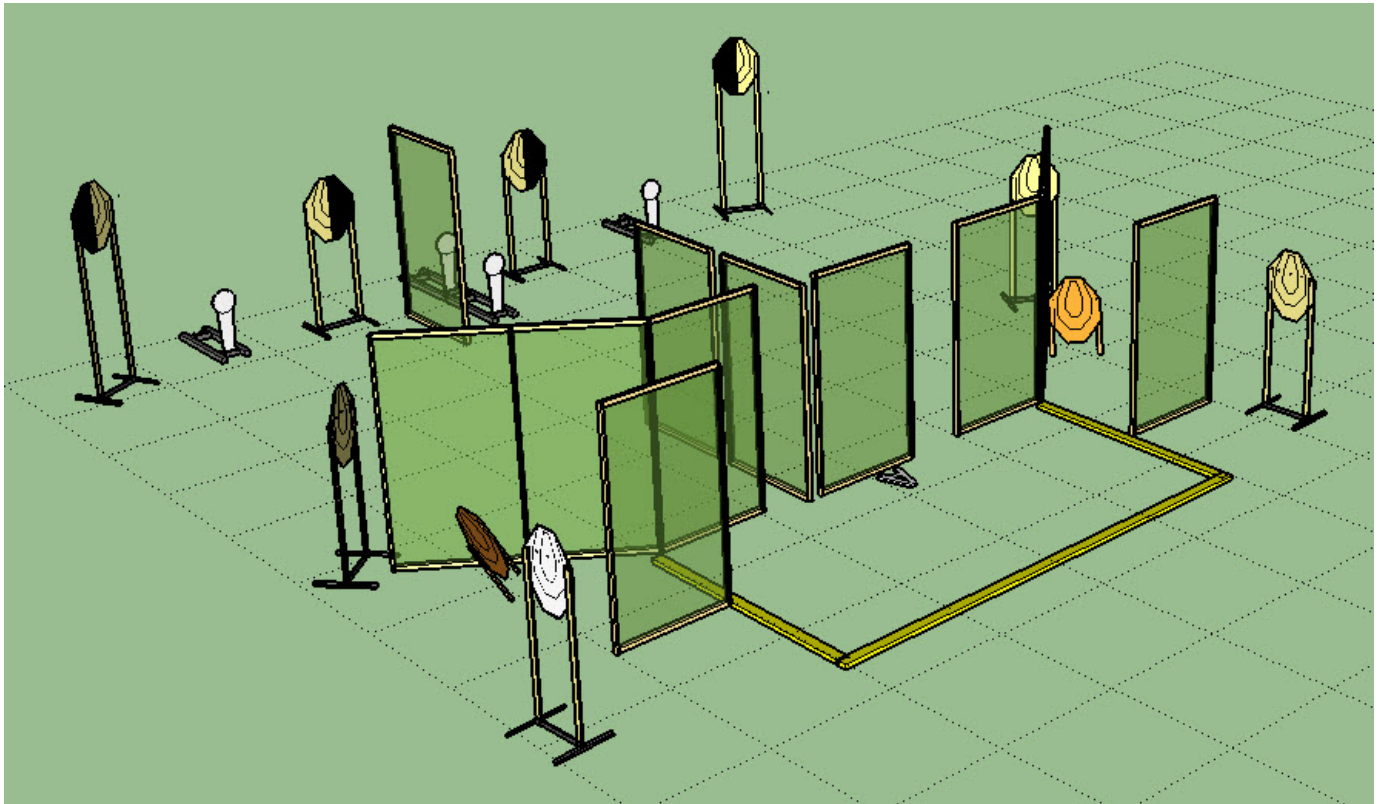


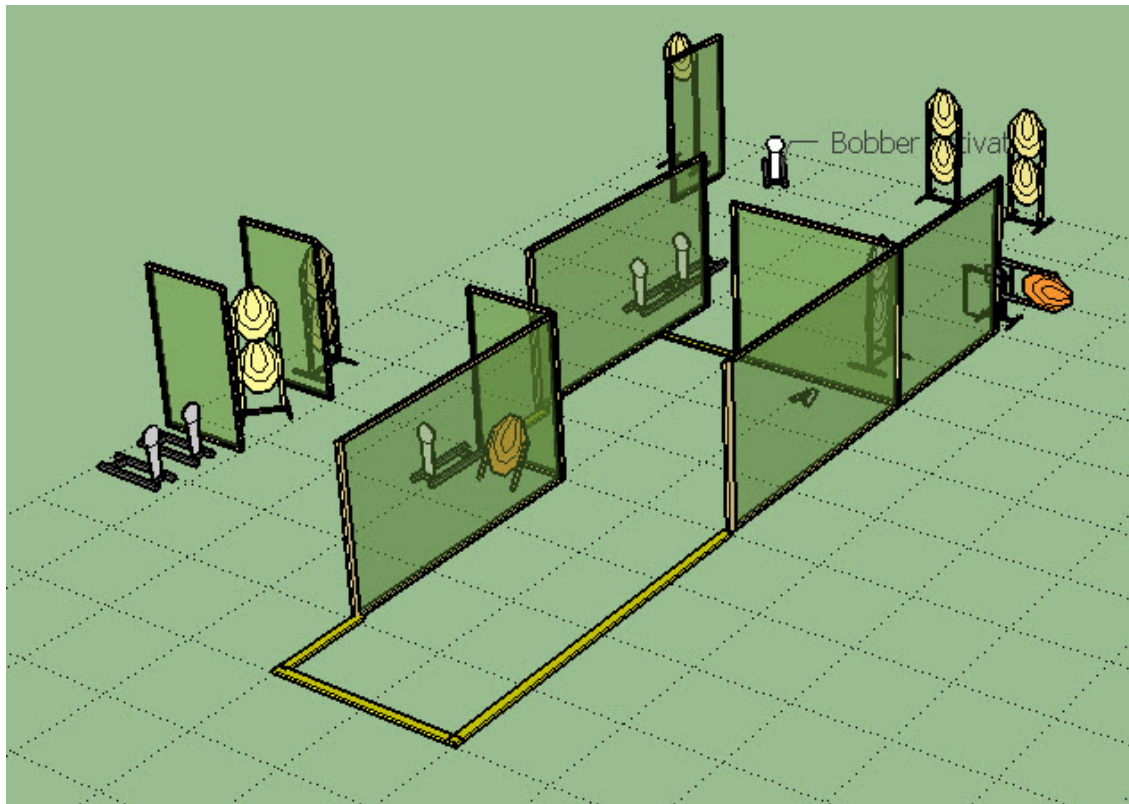
1. Stage 1



| | | | |
|---------|--------------------------------------|------------|--------|
| CoF | Comstock - Medium | Points | 120 p |
| Targets | 10 paper, 4 popper, Total 14 targets | Min rounds | 24 |
| Firearm | Action Air | Match-% | 21.05% |

| | |
|-------------------------|---|
| Procedure | After the signal shoot all targets as they become visible |
| Starting position | Standing relaxed at the mark in the demarcated area, facing downrange |
| Firearm ready condition | Gun loaded & holstered |
| Start on | Audible signal |
| Stop on | Last shot |
| Penalties | As per current edition of rules |
| Safety angles | L/R |
| Setup notes | |


2. Stage 2



| | | | |
|---------|--------------------------------------|------------|--------|
| CoF | Comstock - Long | Points | 160 p |
| Targets | 13 paper, 6 popper, Total 19 targets | Min rounds | 32 |
| Firearm | Action Air | Match-% | 28.07% |

| | |
|-------------------------|--|
| Procedure | After the signal shoot all targets as they become visible. Popper T1 will activate the moving target as demonstrated. The target is a non disappearing target. |
| Starting position | Standing relaxed at the mark, facing downrange |
| Firearm ready condition | Gun loaded & holstered |
| Start on | Audible signal |
| Stop on | Last shot |
| Penalties | As per current edition of rules |
| Safety angles | L/R |
| Setup notes | |


3. Stage 3



| | | | |
|---------|--------------------------------------|------------|--------|
| CoF | Comstock - Medium | Points | 110 p |
| Targets | 6 paper, 10 popper, Total 16 targets | Min rounds | 22 |
| Firearm | Action Air | Match-% | 19.30% |

| | |
|-------------------------|--|
| Procedure | After the signal shoot all targets as they become visible. |
| Starting position | Standing relaxed at the mark in the demarcated area, facing downrange. |
| Firearm ready condition | Gun loaded & holstered |
| Start on | Audible signal |
| Stop on | Last shot |
| Penalties | As per current edition of rules |
| Safety angles | L/R |
| Setup notes | |

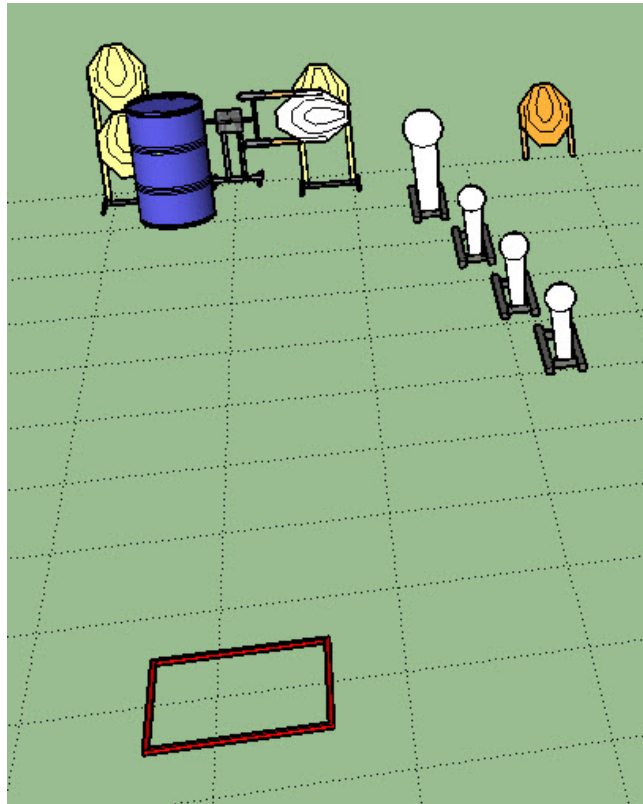
4. Stage 4



| | | | |
|---------|------------------------------------|------------|--------|
| CoF | Comstock - Short | Points | 60 p |
| Targets | 4 paper, 4 popper, Total 8 targets | Min rounds | 12 |
| Firearm | Action Air | Match-% | 10.53% |

| | |
|-------------------------|--|
| Procedure | Gun and all magazines to be used at the markers on the table. Muzzle pointing downrange. On signal all shots must be fired while sitting on the chair. |
| Starting position | Sitting at the chair, hands on knees |
| Firearm ready condition | Unloaded, with all magazines to be used at the table |
| Start on | Audible signal |
| Stop on | Last shot |
| Penalties | As per current edition of rules |
| Safety angles | L/R |
| Setup notes | |

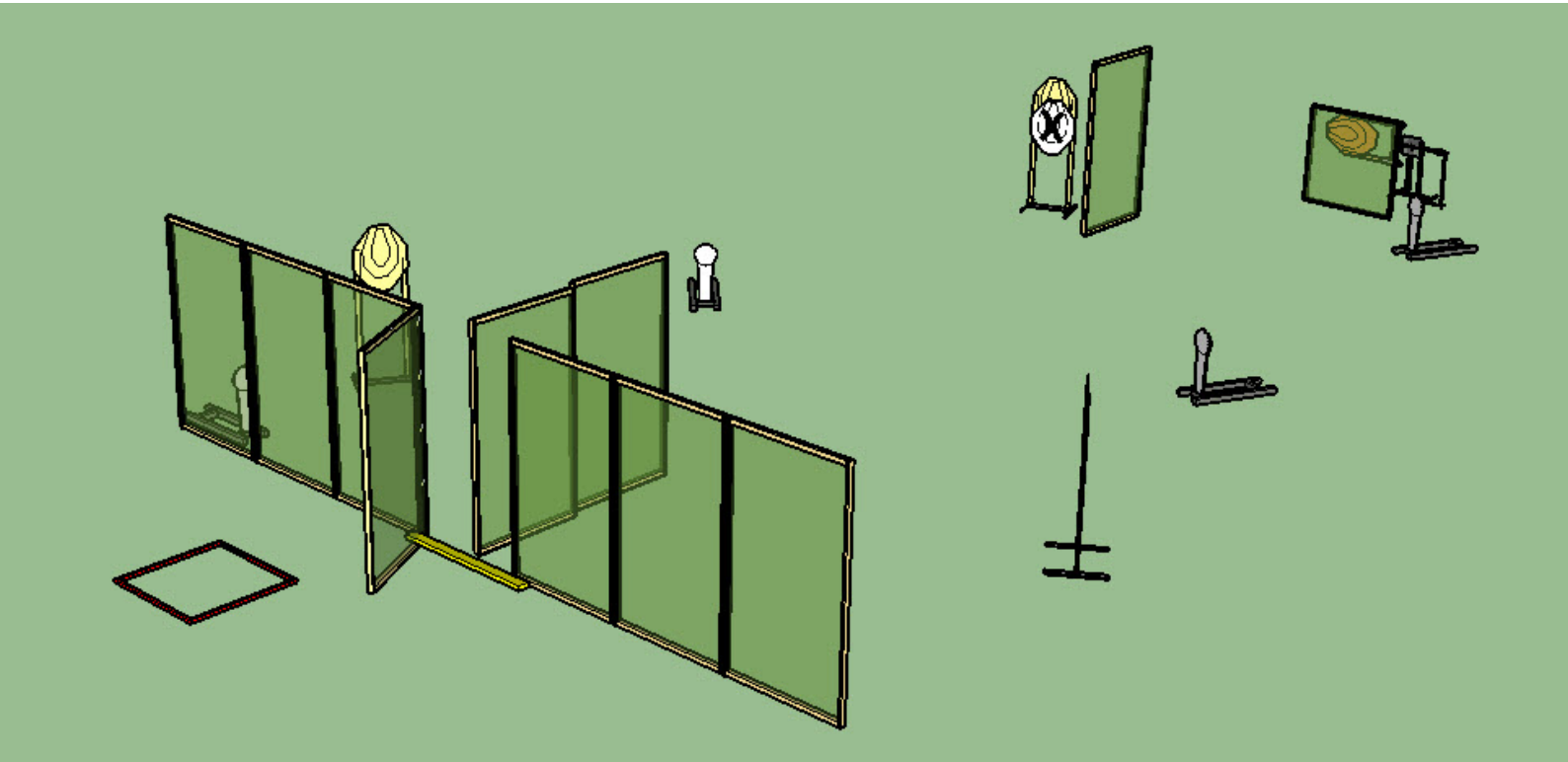
5. Stage 5



| | | | |
|---------|--|------------|--------|
| CoF | Comstock - Short | Points | 60 p |
| Targets | 4 paper, 4 popper, 1 no-shoot, Total 8 targets | Min rounds | 12 |
| Firearm | Action Air | Match-% | 10.53% |

| | |
|-------------------------|---|
| Procedure | All shots must be fired from within the shooting box. The bobber is activated by the first popper in the row. The moving target is a non disappearing target. |
| Starting position | Standing relaxed in the shooting box, facing downrange. |
| Firearm ready condition | Gun unloaded and holstered |
| Start on | Audible signal |
| Stop on | Last shot |
| Penalties | As per current edition of rules |
| Safety angles | L/R |
| Setup notes | |

6. Stage 6



| | | | |
|---------|--|------------|--------|
| CoF | Comstock - Short | Points | 60 p |
| Targets | 4 paper, 4 popper, 1 no-shoot, Total 8 targets | Min rounds | 12 |
| Firearm | Action Air | Match-% | 10.53% |

| | |
|-------------------------|--|
| Procedure | On signal open the door and shoot all targets as they become visible. The bobber is activated by ringing the doorbell. The moving target is a non disappearing target. |
| Starting position | Standing relaxed at the mark, facing downrange |
| Firearm ready condition | Gun loaded and holstered |
| Start on | Audible signal |
| Stop on | Last shot |
| Penalties | As per current edition of rules |
| Safety angles | L/R |
| Setup notes | |