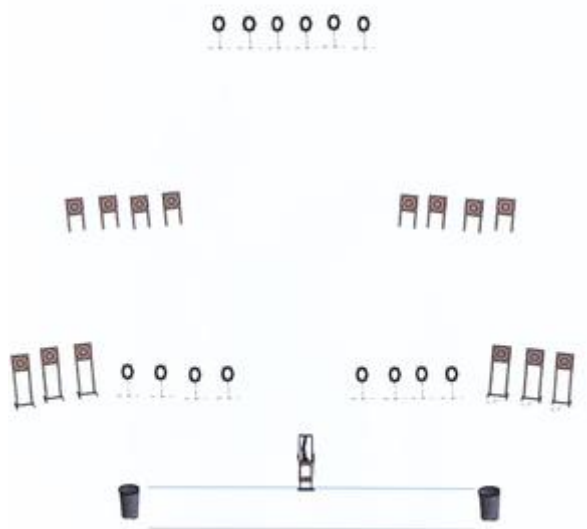


2. Identical

Stage Name: Identical	Starting Position: Weapons in demonstrated area. Rifle can be held at low ready or placed on start table. Pistol is loaded, chamber empty and in holster	Scoring: Time plus per Targets
Range: City Range	Stage Procedure: Engage targets with correct firearm	Scoring Info: Start: Audible Stop: Last shot
Course Designer: Paul Henkel	Pistol Targets: Paper and steel Rifle Targets: Paper and steel	Penalties: per 2014 Club Series rules
Round count: Rifle - 22 Pistol - 20 Shots - 8		



CoF	Time-Plus penalties - Long	Points	100 p
Targets	14 paper, 14 plates, Total 28 targets	Min rounds	42
Firearm	Handgun, Rifle	Match-%	16.67%

Procedure	
Starting position	Gun loaded & holstered
Firearm ready condition	
Start on	Audible signal
Stop on	Last shot
Penalties	As per current edition of rules
Safety angles	L/R
Setup notes	

3. Around the Horn - 2

The diagram shows a trapezoidal field with a central vertical line extending from the top edge to a rectangular structure at the bottom. The top edge is horizontal, and the side edges are slanted. The central vertical line is marked with horizontal arrows indicating distances from the left and right edges. The distances are labeled as follows:

- From the left edge to the central line: 27
- From the right edge to the central line: 21
- From the left edge to a point on the central line: 9
- From the right edge to a point on the central line: 9
- From the left edge to a point on the central line: 45
- From the right edge to a point on the central line: 40
- From the left edge to a point on the central line: 30
- From the right edge to a point on the central line: 20

The rectangular structure at the bottom is outlined in red. The entire diagram is drawn with black lines on a white background.

Procedure	
Starting position	Gun loaded & holstered
Firearm ready condition	
Start on	Audible signal
Stop on	Last shot
Penalties	As per current edition of rules
Safety angles	L/R
Setup notes	


4. Around the Horn - 2 (2)

The diagram shows a trapezoidal field with a central vertical line extending from the top edge to a rectangular structure at the bottom. The top edge is horizontal, and the side edges are slanted. The central vertical line is marked with several points and distances:

- The top edge is marked with a point labeled 45.
- Below 45, on the central line, are points labeled 40 and 30.
- At the bottom of the central line is a rectangular structure.
- Horizontal distances from the central line to the left edge are marked: 9 (from the 40 point), 21 (from the 30 point), and 27 (from the bottom of the central line).
- Horizontal distances from the central line to the right edge are marked: 9 (from the 40 point), 21 (from the 30 point), and 27 (from the bottom of the central line).

Procedure	
Starting position	Gun loaded & holstered
Firearm ready condition	
Start on	Audible signal
Stop on	Last shot
Penalties	As per current edition of rules
Safety angles	L/R
Setup notes	

5. Look at all that steel

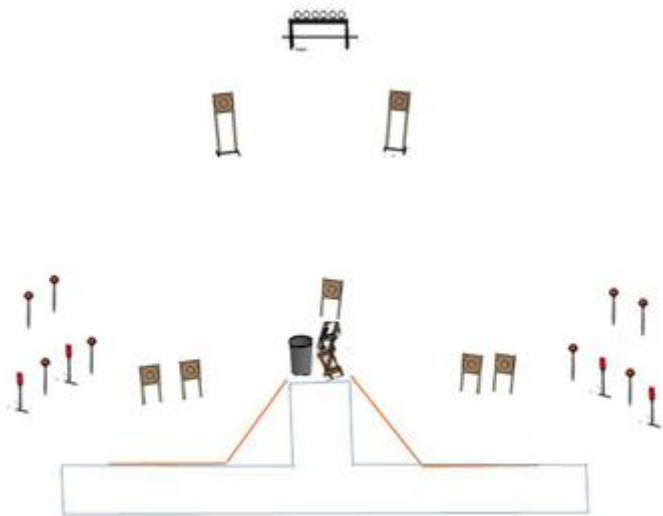


CoF	Time-Plus penalties - Long	Points	100 p
Targets	6 paper, 28 plates, Total 34 targets	Min rounds	40
Firearm	Handgun, Rifle	Match-%	16.67%

Procedure	
Starting position	Gun loaded & holstered
Firearm ready condition	
Start on	Audible signal
Stop on	Last shot
Penalties	As per current edition of rules
Safety angles	L/R
Setup notes	

6. Arrow Head

Stage Name: Arrow Head Course Designer: Paul Henkel Round count: Rifle - 20 Pistol - 0 Shotgun - 12	Starting Position: Standing at point A, heels on demarcated points. Shotgun held at port arms. Stage Procedure: Engage targets with relevant firearms. Shotgun Targets: Clays and steel Rifle Targets: Paper and plate rack	Scoring: Time plus pen Targets: Scored hits: Start: Audible Stop: Last shot Penalties: per SGN Club Series rules
--	--	---



CoF	Time-Plus penalties - Long	Points	100 p
Targets	7 paper, 18 plates, Total 25 targets	Min rounds	32
Firearm	Handgun, Rifle	Match-%	16.67%
Procedure			
Starting position	Gun loaded & holstered		
Firearm ready condition			
Start on	Audible signal		
Stop on	Last shot		
Penalties	As per current edition of rules		
Safety angles	L/R		
Setup notes			