
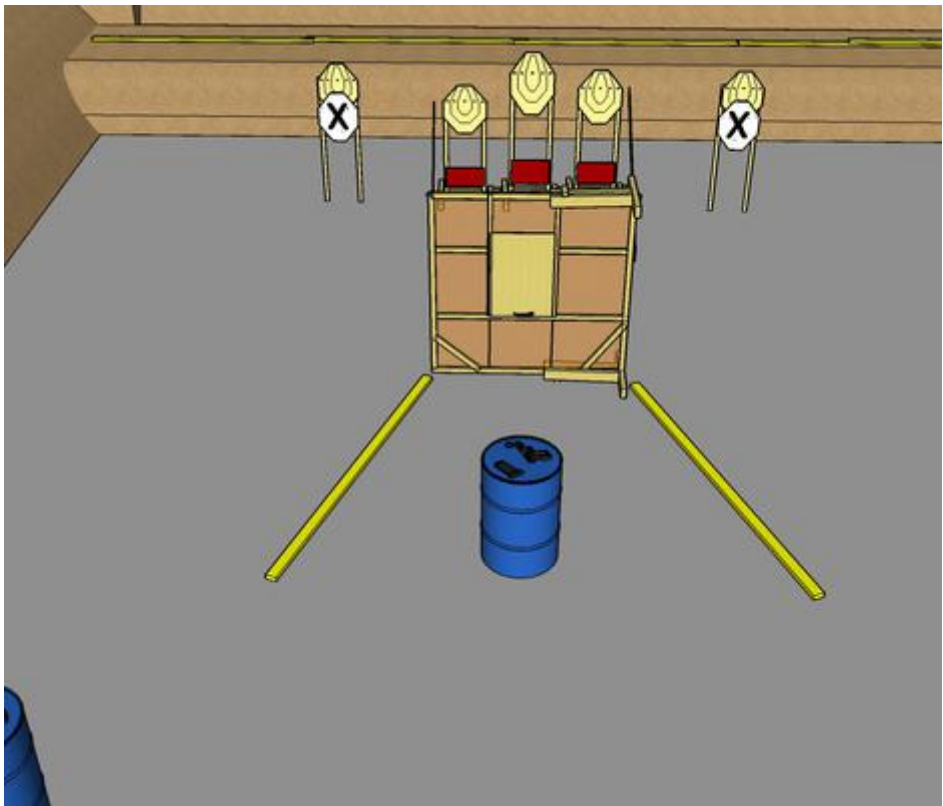


# 1. Stage #1



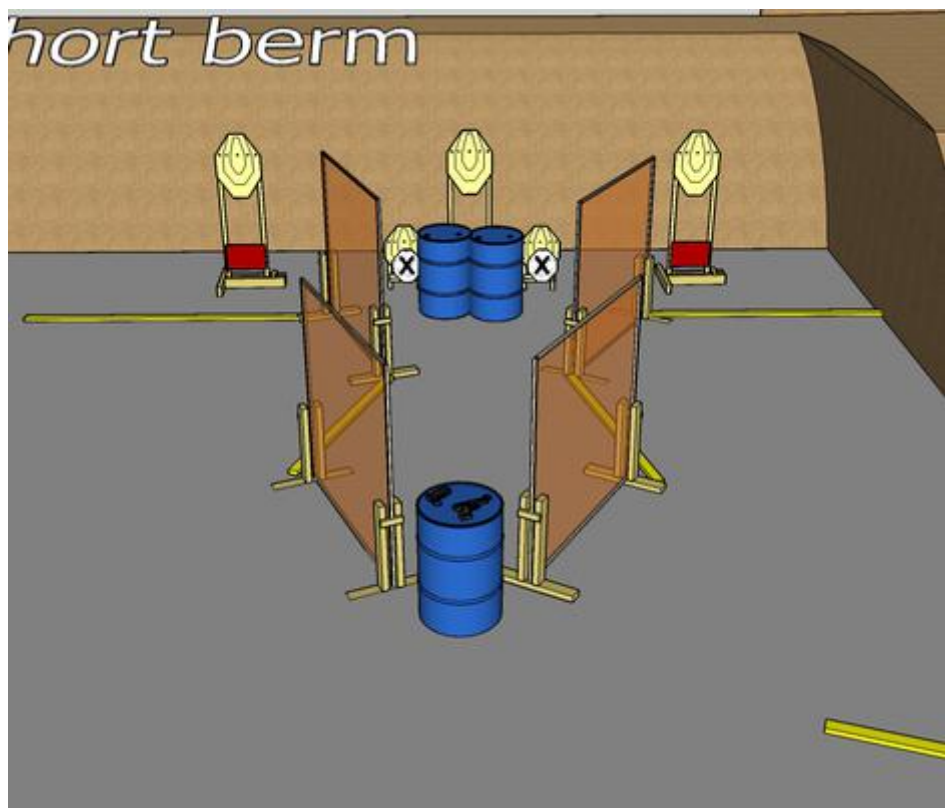
CoF	Comstock - Short	Points	50 p
Targets	5 paper, 2 no-shoot, Total 5 targets	Min rounds	10
Firearm	Handgun	Match-%	25.00%
Procedure	On start signal engage all targets sitting on chair.		
Starting position	Sitting on chair with hands on table. Gun unloaded on table.		
Firearm ready condition			
Start on	Audible signal		
Stop on	Last shot		
Penalties	As per current edition of rules		
Safety angles	Left: Tape, end of building. Right: 90 deg. when facing berm. Vertical: Top of berm.		
Setup notes			

## 2. Stage #2



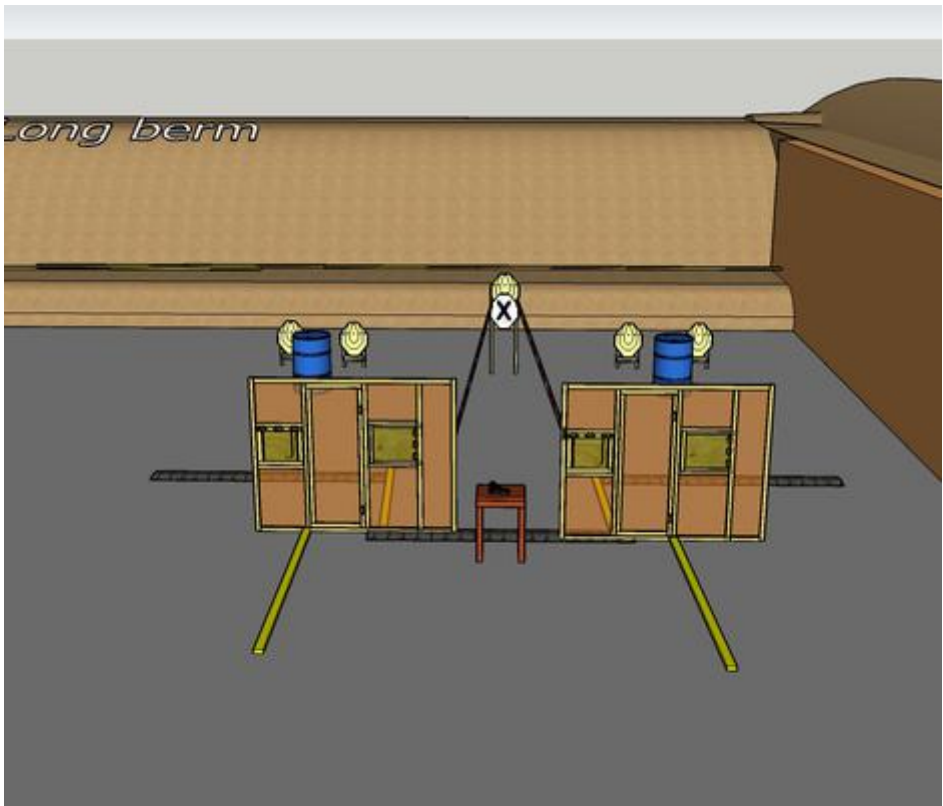
CoF	Comstock - Short	Points	50 p
Targets	5 paper, 2 no-shoot, Total 5 targets	Min rounds	10
Firearm	Handgun	Match-%	25.00%
Procedure	On start signal engage all targets as they become visible within the demarcated area. Red/white tape = walls extending up/down to infinity.		
Starting position	Gun loaded on barrel. Standing relaxed behind barrel.		
Firearm ready condition			
Start on	Audible signal		
Stop on	Last shot		
Penalties	As per current edition of rules		
Safety angles	Left: Tape, end of building. Right: 90 deg. when facing berm. Vertical: Top of berm		
Setup notes			

### 3. Stage #3



CoF	Comstock - Short	Points	50 p
Targets	5 paper, 2 no-shoot, Total 5 targets	Min rounds	10
Firearm	Handgun	Match-%	25.00%
Procedure	On start signal engage all targets as they become visible within the demarcated area.		
Starting position	Gun loaded on barrel. Standing relaxed behind barrel.		
Firearm ready condition			
Start on	Audible signal		
Stop on	Last shot		
Penalties	As per current edition of rules		
Safety angles	Left/right: 90 deg. when facing berm. Vertical: Top of berm (logs).		
Setup notes			

## 4. Stage #4



CoF	Comstock - Short	Points	50 p
Targets	5 paper, 1 no-shoot, Total 5 targets	Min rounds	10
Firearm	Handgun	Match-%	25.00%
Procedure	On start signal engage all targets as they become visible within the demarcated area. Red/white tape = walls extending up/down to infinity.		
Starting position	Gun loaded on table. Standing relaxed behind table.		
Firearm ready condition			
Start on	Audible signal		
Stop on	Last shot		
Penalties	As per current edition of rules		
Safety angles	Left/right: 90 deg. when facing berm. Vertical: Top of berm (logs).		
Setup notes			